WALRUS PUMP

TPMK Series

Immersible Pump

IE3 Motor



Better Life
Through Innovation

Content

General Data 03

Performance Range 04

Sectional Drawing 05

Performance Curves/Technical Data

TPMK 1T 06

TPMK 3T 08

TPMK 5T 10

TPMK Series Immersible Pump



50 Hz

Power: 1.1 - 3.0 kW
Head: Up to 130 M
Flow: Up to 150 L/min
Outlet: ¾" - 1"

60 Hz

Power: 1.1 - 3.7 kW
Head: Up to 140 M
Flow: Up to 160 L/min
Outlet: ¾" - 1"



Product Features

- Submersible vertical centrifugal pump, self-priming, co-axial pump-motor design, impellers mounted on extended motor shaft. Main working parts made by stainless steel.

Applications

The TPMK is vertical multistage centrifugal pump, designed for industrial use, specially for machine tool. It is suitable to carry fluids such as water, coolant, light oil and other clean, non aggressive matters:

- Industrial circulation system
- Washing/cleaning system
- Filtration system

Operating Conditions

- Liquid temperature: +0°C ~ +90°C
- Ambient temperature: Max. +40°C
- Operating pressure: Max.15 kg/cm²
- Submerged depth: Min. 40 mm

Motor

- Enclosure class: IP54
- Insulation class: F.
- Frequency range: 50/60 Hz
- Nominal speed: 2900/3500 rpm
- Voltages Code:

Code	PH	50Hz	60Hz
A6V	3	200-230/342-415V	220-240/380-480V
A9V	3	200-230/342-380V	220-240/380-440V

Model Code

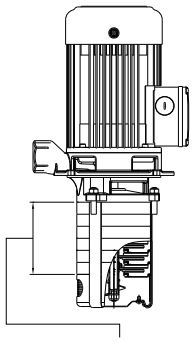

TPMK 5T 9 - 9 S K

- Model name
- Standard capacity (m³/h)
- Number of Stages
- Number of Impellers
- Stainless steel series
- With coupling

Performance Curve, 50Hz

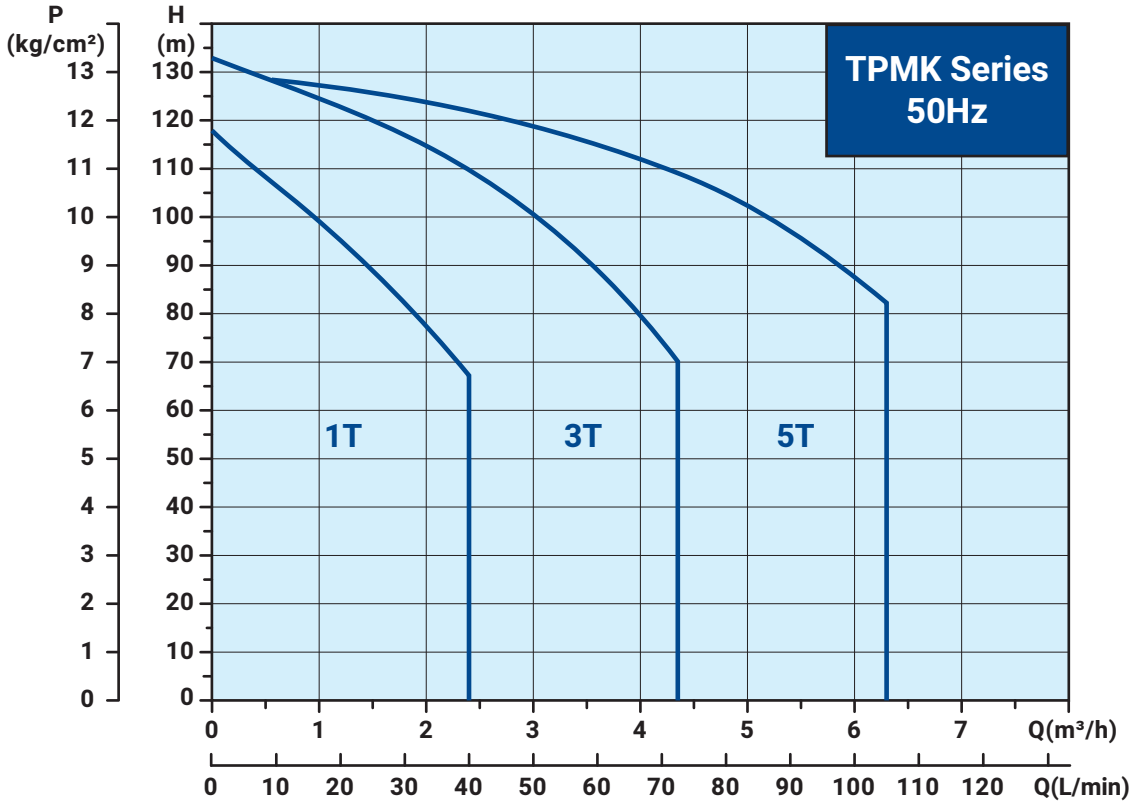

Performance Curve, 60Hz

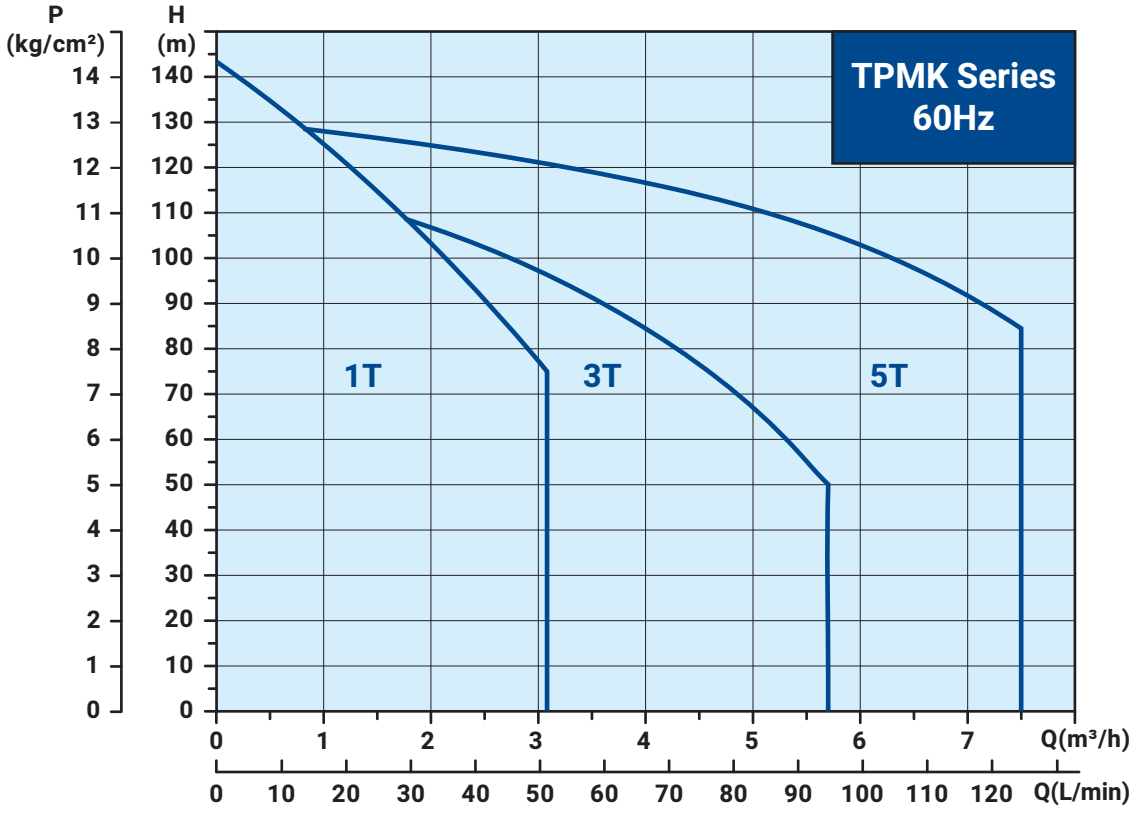

Sectional Drawing

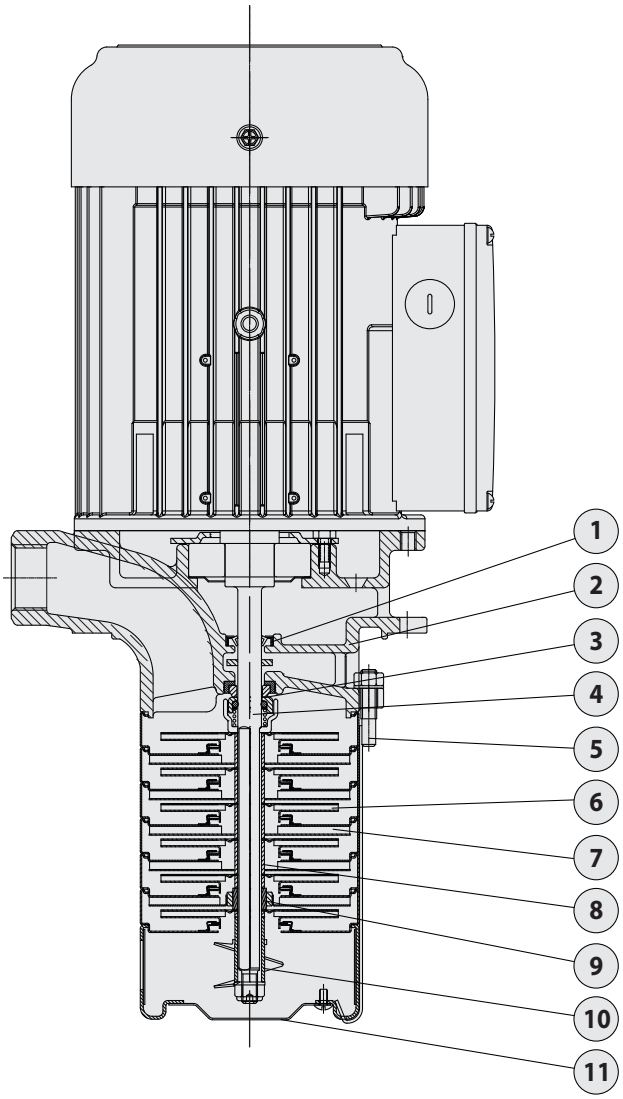

Materials

NO.	Part Name	Material	
		Standard	S series
1	Oil seal	NBR	
2	Pump Casing	FC20	SUS 304
3	Mechanical Seal	MSSH / MGSH	
4	Shaft	SUS 304	
5	Strap	SUS 304	
6	Impeller	SUS 304	
7	Intermediate Chamber	SUS 304	
8	Sleeve	SUS 304	
9	Bearing	SiC	
10	Priming screw	SUS 304	
11	Filter	SUS 304	

Options on Request

Mechanical seal type	Material	
	Stationary Face/ Rotary Face	Cup Gasket & O Ring
MGSH MGSV MGSE	(G)Carbon/ (S)Silicium carbide	(H) HNBR (V) Viton (E) EPDM
MSSH MSSV MSSE	(S)Silicium carbide/ (S)Silicium carbide	

Electrical Data, 50Hz

Model	PH Ø	Voltage code	Cycle Hz	Volts V	Output Power kW	Ampere $I_{1/1}$(A)	Service Factor	Ampere I_{max}(A)
TPMK 1T10-10(S)	3	56V	50	200-230/342-415	1.1	5.2-5.4/3.1-3.4	1.1	5.5-5.7/3.3-3.5
TPMK 1T12-12(S)	3	56V	50	200-230/342-415	1.1	5.2-5.4/3.1-3.4	1.1	5.5-5.7/3.3-3.5
TPMK 1T14-14(S)	3	56V	50	200-230/342-415	1.1	5.2-5.4/3.1-3.4	1.1	5.5-5.7/3.3-3.5

Electrical Data, 50/60Hz

Model	PH Ø	Voltage code	Cycle Hz	Volts V	Output Power kW	Ampere $I_{1/1}$(A)	Service Factor	Ampere I_{max}(A)
TPMK 1T10-10(S)	3	A9V	50 60	200-230/342-380 220-240/380-440	1.5	6.3-6.1/3.6-3.5 5.8-5.5/3.4-3.1	1.1 1.5	6.8-6.5/3.9-3.7 8.3-7.6/4.8-4.2
TPMK 1T12-12(S)	3	A9V	50 60	200-230/342-380 220-240/380-440	1.5	6.3-6.1/3.6-3.5 5.8-5.5/3.4-3.1	1.1 1.5	6.8-6.5/3.9-3.7 8.3-7.6/4.8-4.2
TPMK 1T12-12SK	3	A9V	50 60	200-230/342-380 220-240/380-440	1.5	6.3-6.1/3.6-3.5 5.8-5.5/3.4-3.1	1.1 1.5	6.8-6.5/3.9-3.7 8.3-7.6/4.8-4.2

Dimensions

Model	Cycle Hz	L mm	A mm	B mm	C mm	D mm	E mm	N.W. kg	
TPMK 1T10-10(S)	50	554	284	270	232	111	145	17.6	15
TPMK 1T12-12(S)	50	590	284	306	232	111	145	18.1	15
TPMK 1T14-14(S)	50	626	284	342	232	111	145	18.6	15
TPMK 1T10-10(S)	50/60	569	299	270	244	123	181	18.4	15
TPMK 1T12-12(S)	50/60	605	299	306	244	123	181	18.9	15

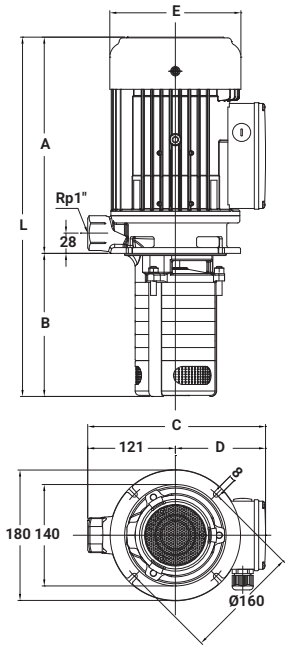

TPMK1T

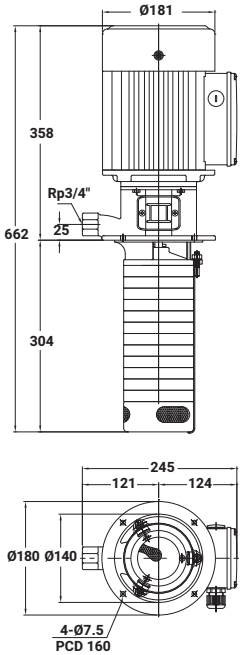

TPMK1T12-12SK

Performance Curve, 50Hz

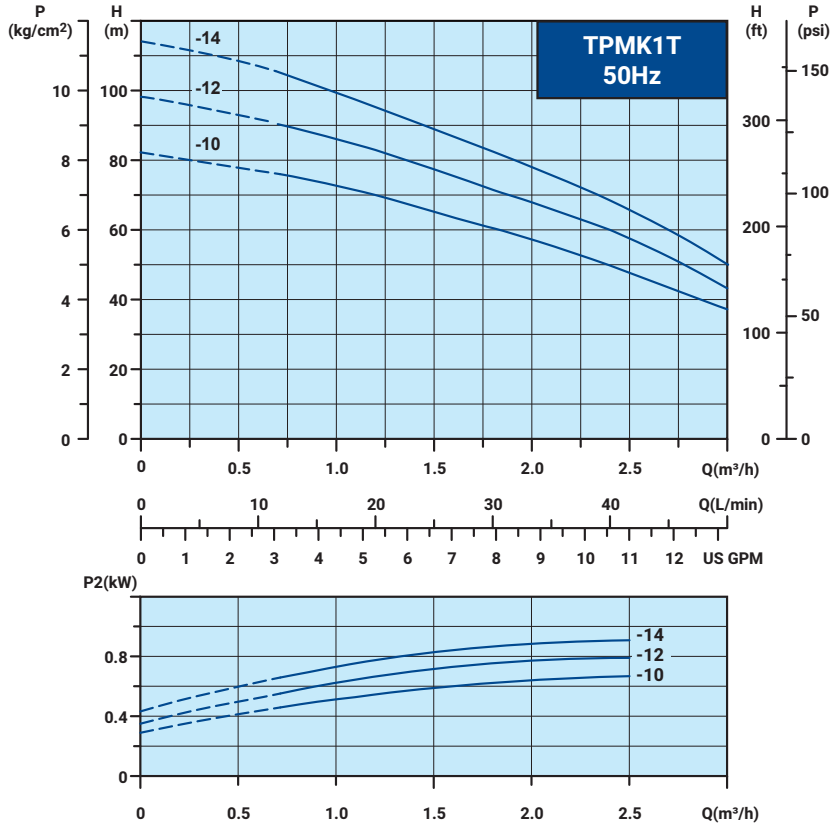

Performance Curve, 60Hz

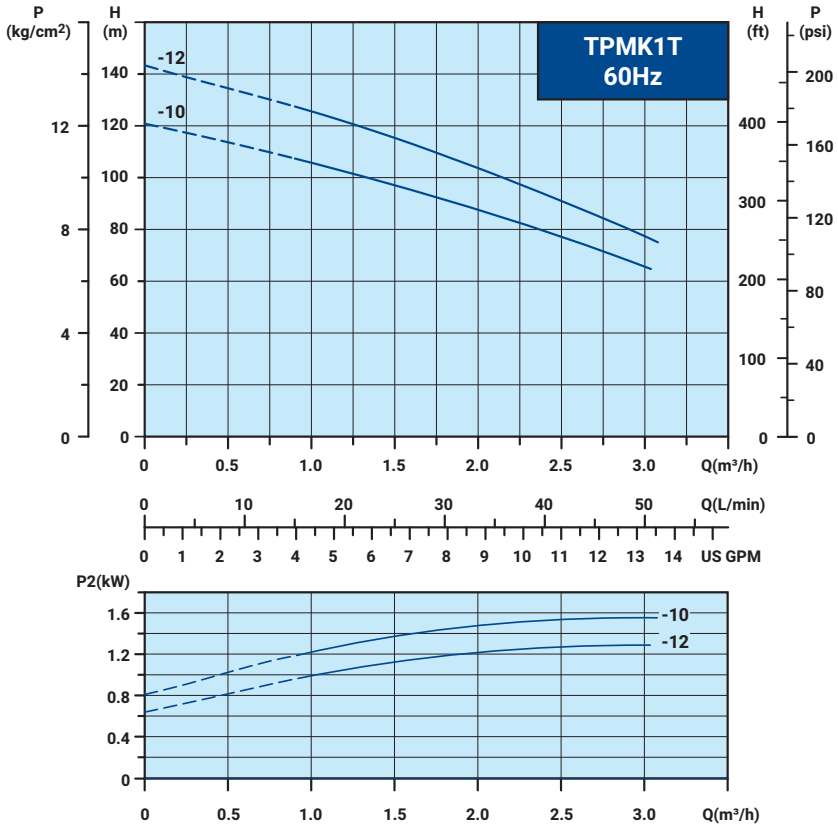

Electrical Data, 50Hz

Model	PH Ø	Voltage code	Cycle Hz	Volts V	Output Power kW	Ampere $I_{1/1}$(A)	Service Factor	Ampere I_{max}(A)
TPMK 3T9-9(S)	3	56V	50	200-230/342-415	1.1	5.2-5.4/3.1-3.4	1.1	5.5-5.7/3.3-3.5
TPMK 3T12-12(S)	3	59V	50	200-230/342-380	1.5	6.3-6.1/3.6-3.5	1.1	6.8-6.5/3.9-3.7
TPMK 3T14-14(S)	3	59V	50	200-230/342-380	2.2	9.5-10.5/5.5-5.6	1.1	10.2-10.9/5.9-5.9

Electrical Data, 50/60Hz

Model	PH Ø	Voltage code	Cycle Hz	Volts V	Output Power kW	Ampere $I_{1/1}$(A)	Service Factor	Ampere I_{max}(A)
TPMK 3T9-9(S)	3	A9V	50 60	200-230/342-380 220-240/380-440	2.2	9.5-10.5/5.5-5.6 8.6-8.4/4.9-5.0	1.1 1.5	10.2-10.9/5.9-5.9 12.1-11.2/6.9-6.4

Dimensions

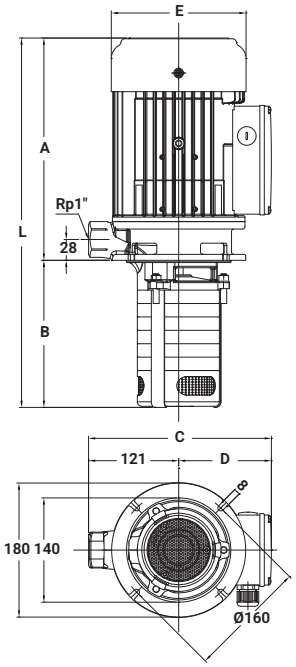

Model	Cycle Hz	L mm	A mm	B mm	C mm	D mm	E mm	N.W. kg	
TPMK 3T9-9(S)	50	536	284	252	232	111	145	17.3	15
TPMK 3T12-12(S)	50	605	299	306	244	123	181	18.8	15
TPMK 3T14-14(S)	50	663	321	342	244	123	181	22.1	15

Model	Cycle Hz	L mm	A mm	B mm	C mm	D mm	E mm	N.W. kg	
TPMK 3T9-9(S)	50 60	573	321	252	244	123	181	20.9	15

Performance Curve, 50Hz

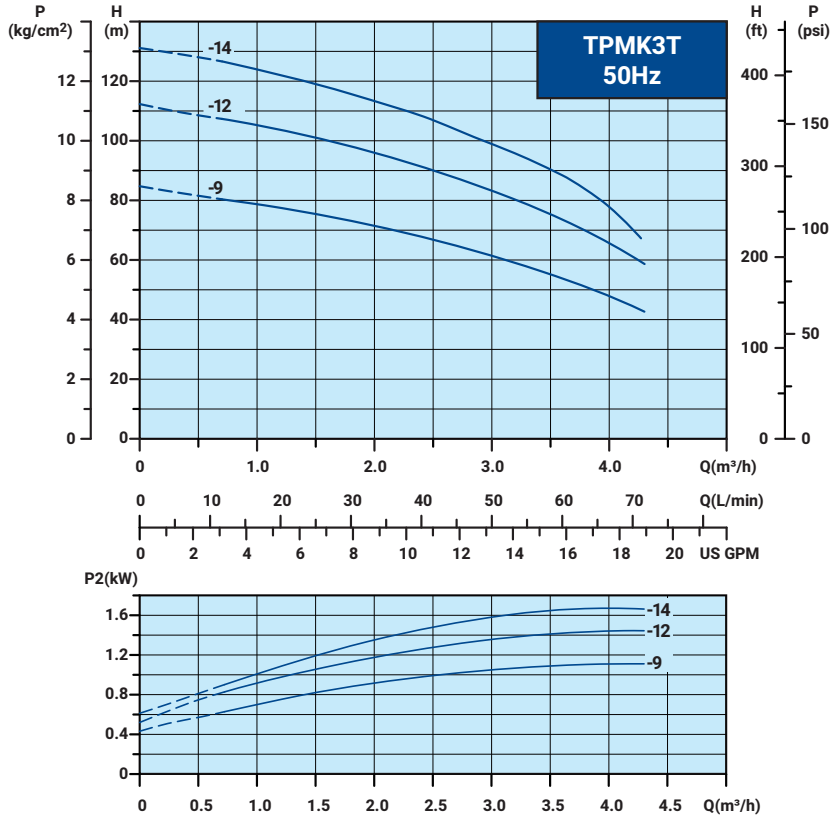

Performance Curve, 60Hz

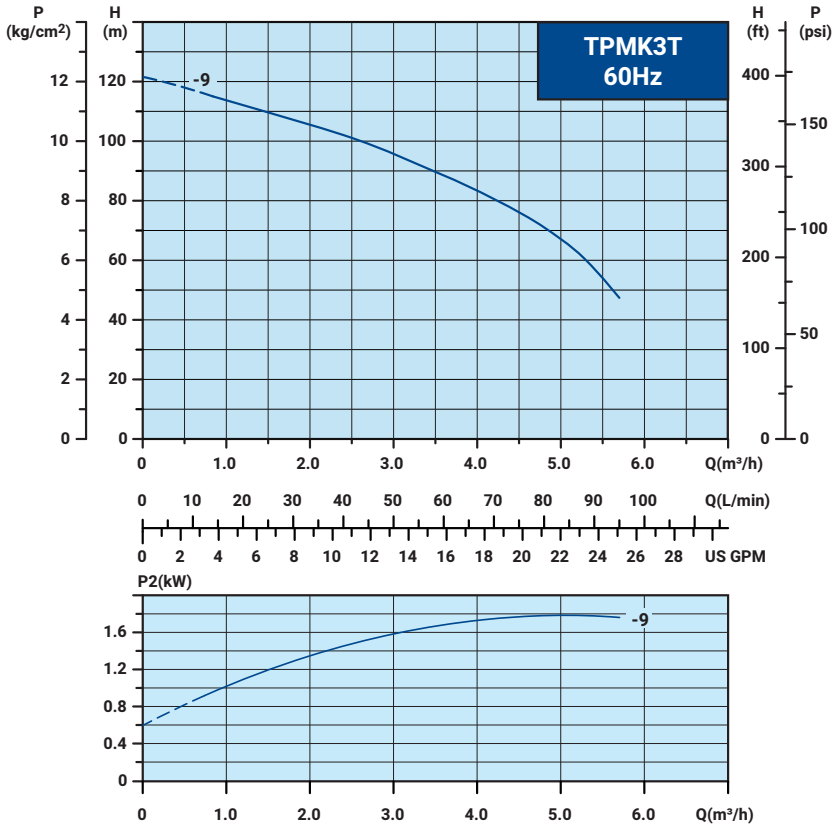

Electrical Data, 50Hz

Model	PH Ø	Voltage code	Cycle Hz	Volts V	Output Power kW	Ampere $I_{1/1}$(A)	Service Factor	Ampere I_{max}(A)
TPMK 5T7-7(S)	3	59V	50	200-230/342-380	1.5	6.3-6.1/3.6-3.5	1.1	6.8-6.5/3.9-3.7
TPMK 5T9-9(S)	3	59V	50	200-230/342-380	2.2	9.5-10.5/5.5-5.6	1.1	10.2-10.9/5.9-5.9
TPMK 5T11-11(S)	3	59V	50	200-230/342-380	3.0	12.2-13.1/7.1-7.7	1.1	13.4-14.0/7.9-7.8
TPMK 5T13-13(S)	3	59V	50	200-230/342-380	3.0	12.2-13.1/7.1-7.7	1.1	13.4-14.0/7.9-7.8

Electrical Data, 50/60Hz

Model	PH Ø	Voltage code	Cycle Hz	Volts V	Output Power kW	Ampere $I_{1/1}$(A)	Service Factor	Ampere I_{max}(A)
TPMK 5T7-7(S)	3	A9V	50 60	200-230/342-380 220-240/380-440	3.0	12.2-13.1/7.1-7.7 11.2-10.7/6.4-6.3	1.10 1.30	13.4-14.0/7.9-7.8 14.5-13.3/8.3-7.6
TPMK 5T9-9(S)	3	A9V	50 60	200-230/342-380 220-240/380-440	3.4 3.7	13.4-13.0/7.8-7.4 13.4-12.6/7.7-7.0	1.10 1.25	14.6-13.9/8.5-8.0 16.4-15.1/9.4-8.4

Dimensions

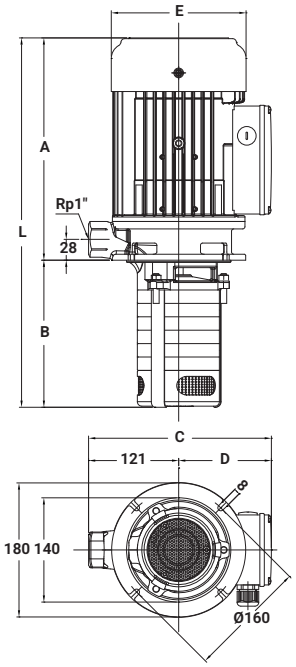

Model	Cycle Hz	L mm	A mm	B mm	C mm	D mm	E mm	N.W. kg	
TPMK 5T7-7(S)	50	515	299	216	244	123	181	17.6	15
TPMK 5T9-9(S)	50	573	321	252	244	123	181	20.9	15
TPMK 5T11-11(S)	50	634	346	288	244	123	181	24.6	15
TPMK 5T13-13(S)	50	670	346	324	244	123	181	25.1	15

Model	Cycle Hz	L mm	A mm	B mm	C mm	D mm	E mm	N.W. kg	
TPMK 5T7-7(S)	50 60	562	346	216	244	123	181	23.9	15
TPMK 5T9-9(S)	50 60	618	366	252	244	123	181	25.8	15

Performance Curve, 50Hz

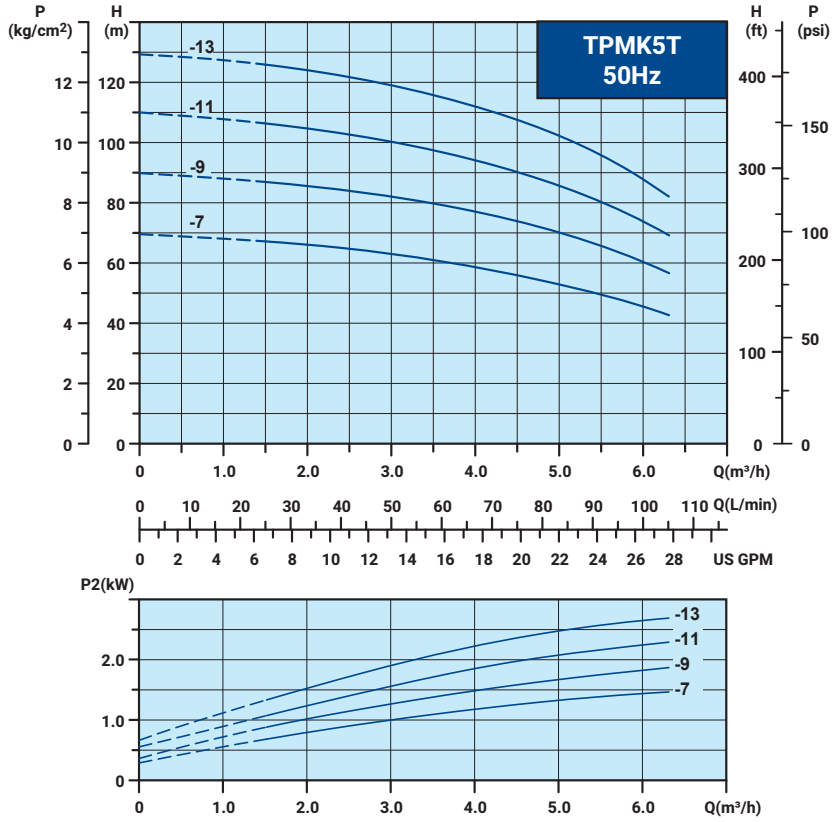

Performance Curve, 60Hz

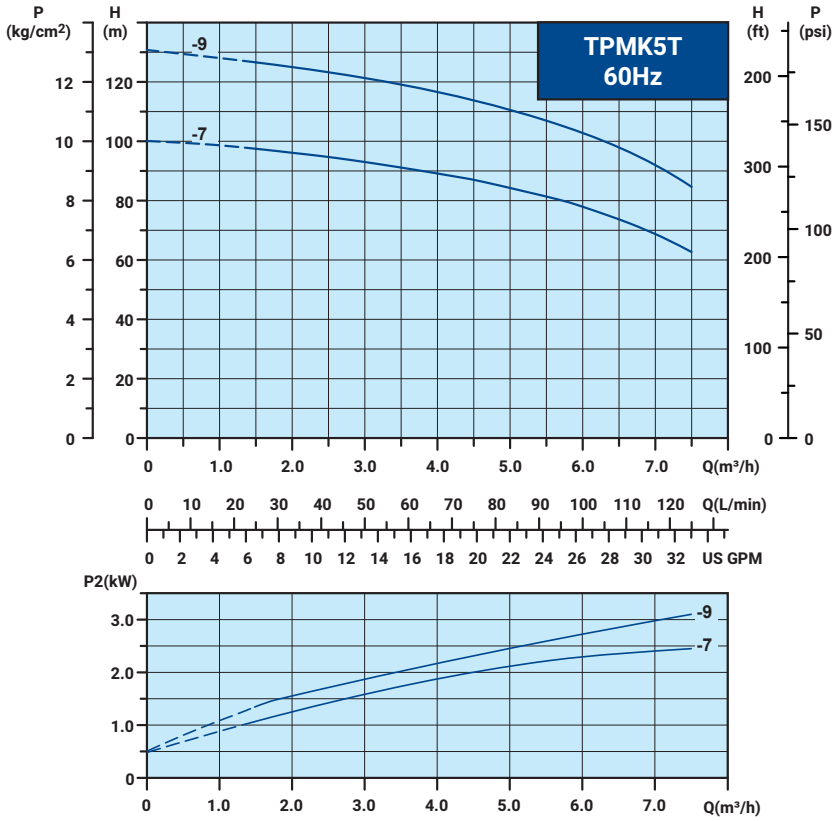

WALRUS PUMP

WALRUS PUMP CO., LTD.

Head office: No.83-14, Dapiantou, Sanzhi Dist.,
New Taipei City 252, Taiwan
Tel: (+886) 2 2636-1123~7
Fax: (+886) 2 8635-2660
Email : walrus.sales@walrus.com.tw

All specifications are subject to change without notice. TPMK-IE3-EN002a-202308

ISO 9001 品質管理系統

NSF/ANSI 372